

West Ada School District – Turning iPad VPN Off

Follow these directions if you are not able to connect to the Internet on a District provided iPad. Following the steps of this documentation will:

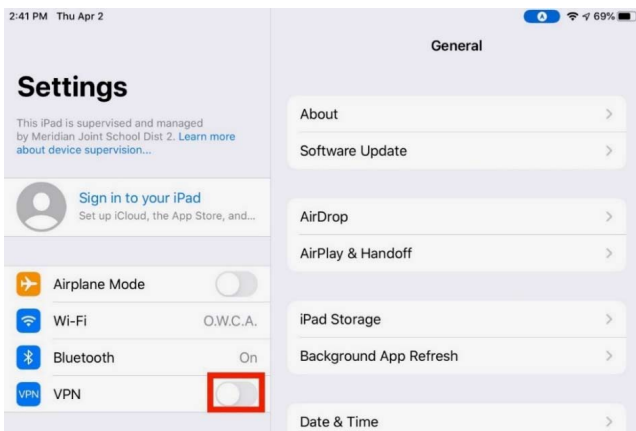
- Turn off the “Connect On Demand” VPN settings
- Turn off the iPad VPN

We have temporarily disabled the VPN requirement for iPads to address school startup connectivity issues. This will temporarily allow the iPads to connect to the District and the Internet without going through the District filter.

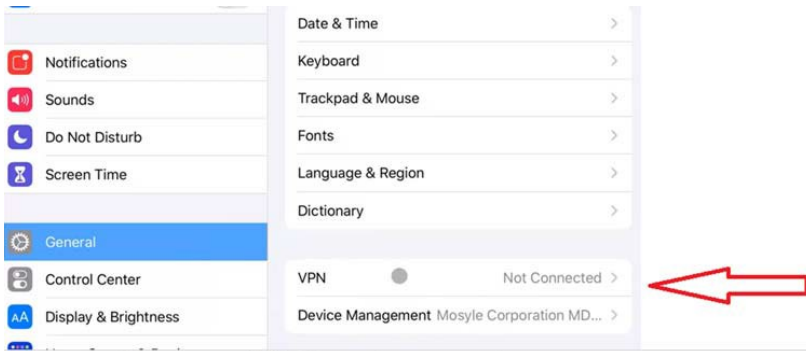
Click the settings Icon on the iPad.



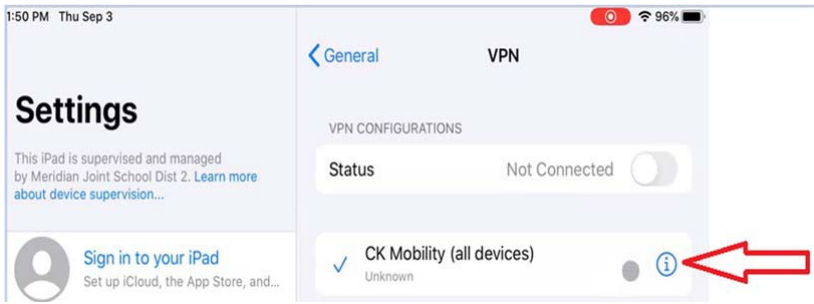
The VPN can be toggled off manually in Settings, if it attempts to reconnect, go to the next step.



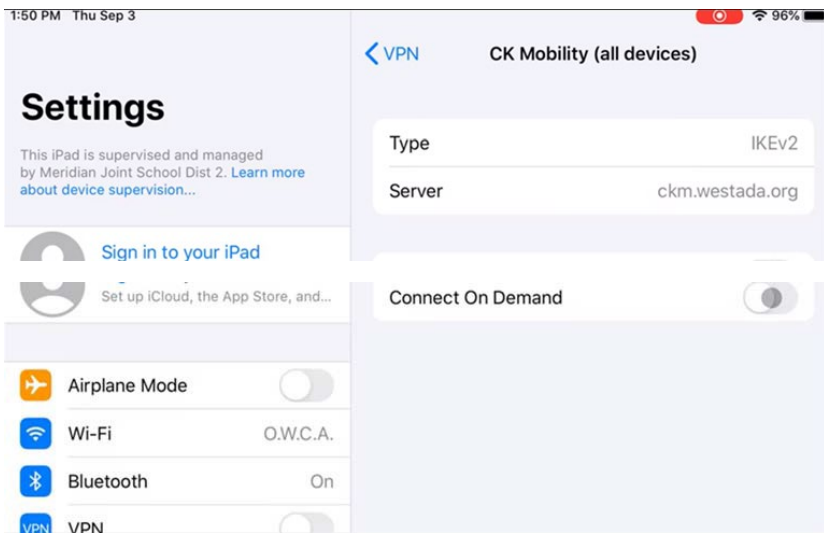
Click the arrow for more options next to VPN.



Click the blue “i” icon next to CK Mobility (All Devices).



Toggle the “Connect on Demand” button off.



Return to settings and toggle “VPN” off.

