

Learning Targets:
"I Can..."

- ⑩ Define and identify themes in a novel
- ⑩ Cite direct evidence from a text properly
- ⑩ Read and discuss events in a large and small group
 - ⑩ Summarize main events in a text

**Monday November 11
& Tuesday November
12, 2019**


100 Things Posters Due!

CHEG
Chapters 3 &
4 (p. 26-47)

Chapter 3- Whole class reading

Chapter 4- Read Independently
and gather direct evidence

Add to quote catcher- don't
forget to add context

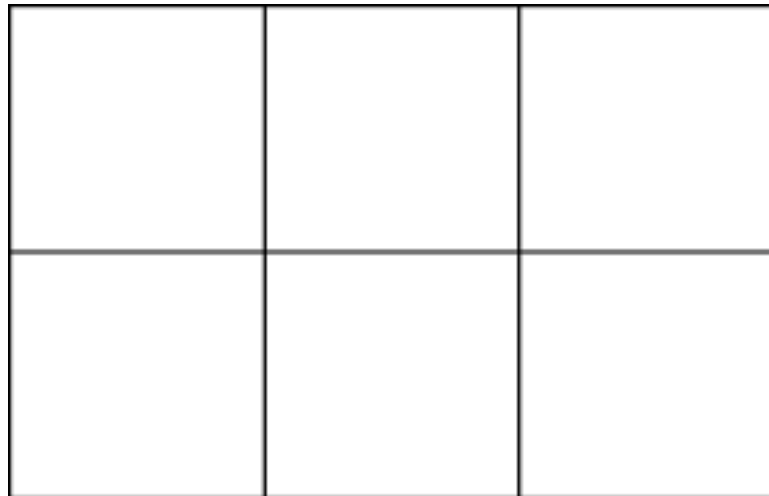




CHEG 6-Frame Comic Chapter 4

YOUR TASK- You will create a Summary of events in a chapter by creating a graphic comic. The comic must have 6 frames, main events from the chapter, and characterization.

STEPS TO CREATE COMIC-

1. Fold 1 sheet of paper in half longest side
2. Now fold into 3 equal parts
3. Outline each of the 6 frames
4. Identify 6 main events from the chapter
5. Illustrate each of the main events in the frames in correct order; include dialogue in speech bubbles or narration and color





⑩ LEARNING TARGETS:

"I Can..."

Define and identify themes in a novel

⑩ Cite direct evidence from a text properly

⑩ Read and discuss events in a large and small group

⑩ Draft a thematic statement

**Wednesday November 13
& Thursday November 14,
2019**

**Chapter 4 6-Frame Comic
Due!**

CHEG Chapters
5 & 6 (p.48-82)

READING

CHECK #1-

need 1 piece of
direct evidence
for each theme

Chapter 5- Whole class reading

Chapter 6- Read Independently
and gather direct evidence

Add to quote catcher- don't
forget to add context

Thematic Statement: Hashtag the Theme

STUDENT SAMPLE

YOUR TASK- Continue to practice theme analysis by creating a hashtag for one of the themes that they have gathered direct evidence for up to this point. Write your hashtag on the blank sheet of paper using the format example on right.

Hashtags (#) are used on social media to categorize information.

Student's Name(No Spaces)

@MrsMann

(statement of theme from novel here)

#Fatevs.Freewill

This means that the # should have something to do with what the student writes (theme topic). It also should have no spaces.



Learning Targets: "I Can..."

- 10 Define and identify themes in a novel
- 10 Cite direct evidence from a text properly
- 10 Read and discuss events in a large and small group

Friday November 15 & Monday
November 18, 2019

CHEG
Chapters 7 &
8 (p.83-107)

Chapter 7- Whole class reading

Chapter 8- Read Independently
and gather direct evidence

Add to quote catcher- don't
forget to add context

TED Talk: Resilience

The screenshot shows a web browser window displaying a TED Talk video. The video player is the central focus, showing a woman (Bhakti Sharma) on stage. The title of the talk is "What open water swimming taught me about resilience". The video has a play button in the center and a progress bar at the bottom. To the right of the video player, there is a sidebar with navigation options: Share, Add to list, Like, and Recommend. Below the video player, there are tabs for "Details", "Transcript", and "Comments (12)". The "Details" tab is selected, showing "About the talk" and "2 languages". To the right of the video player, there is a "What inspires you?" section with a "Get Started" button and a list of interests: Nature, Smart entertainment, Inspiration or motivation, Design, Collaboration, Personal growth, Science, Innovation, A glimpse of the future, Child development, Activities, Communication, and Technology. Below this, there is a "Watch next" section with two video thumbnails: "Thoughts on humanity, fame and love" (9.0M views) and "My mind-shifting Everest swim" (1.2M views). The browser's address bar shows the URL "ted.com/talks/bhakti_sharma_what_open_water_swimming_taught_me_about_resilience". The browser's taskbar at the bottom shows the Windows logo, search bar, and various application icons. The system tray at the bottom right shows the time "9:41 AM" and the date "11/10/2019".

- 3,2,1 Notes- as you watch the TED Talk you will jot down
- 3- things you learned
- 2- things you still want to know
- 1- question