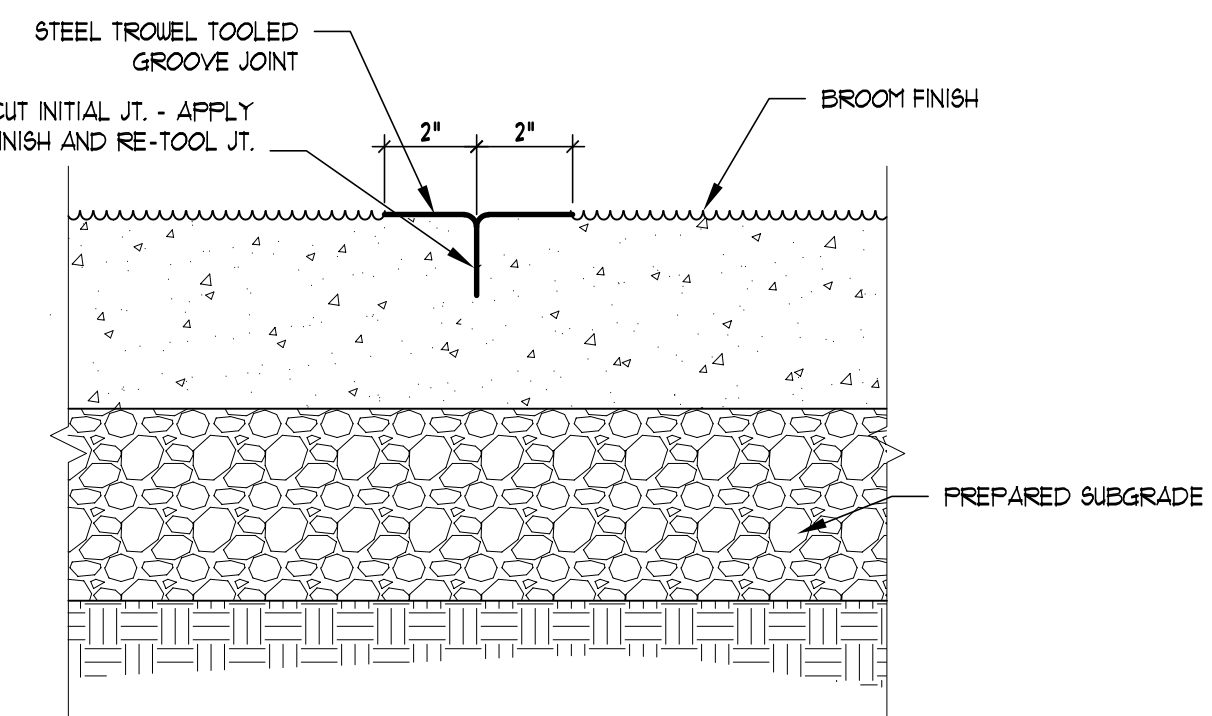
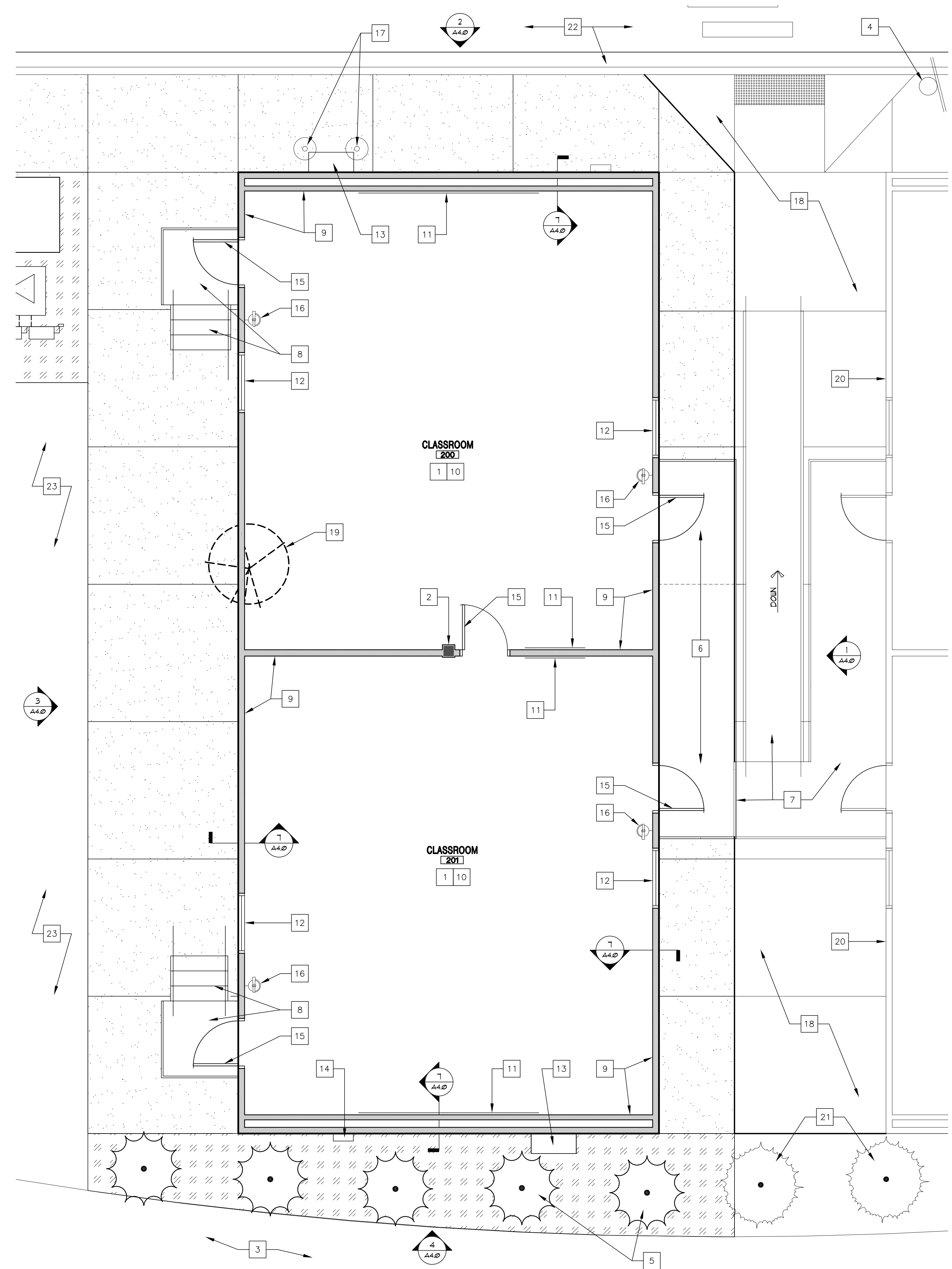


**A KEYED JOINT**



**B EDGED CONTROL JOINT**

**2 SIDEWALK DETAILS**  
Scale: 3" = 1'-0"



**1 FLOOR PLAN**  
Scale: 1/4" = 1'-0"

**KEYNOTES**


- 28'-0" x 64'-0" RELOCATED MODULAR CLASSROOM. SEE SHEET A3.1, A4.0 & A5.0 FOR ADDITIONAL WORK.
- EXISTING MATE LINE COLUMN, SEE 4/A5.0
- EXISTING PAVED WALKING PATH TO REMAIN, PROTECT.
- EXISTING PEDESTRIAN CROSSING SIGN PER ACHD.
- NEW LANDSCAPING, SEE LANDSCAPING DRAWINGS.
- NEW RELOCATED ADA COMPLIANT COMPONENT ADJUSTABLE ALUMINUM PLATFORM SYSTEM WITH 42" HIGH GUARDRAIL. MODULAR BUILDING TO BE SET TO ALLOW RELOCATED PLATFORM TO ATTACH TO THE EXISTING PLATFORM AND UTILIZE EXISTING RAMP.
- EXISTING ADA COMPLIANT COMPONENT ADJUSTABLE ALUMINUM PLATFORM SYSTEM WITH 42" HIGH GUARDRAIL AND RAMP. REMOVE EXISTING GUARDRAIL ADJACENT NEWLY RELOCATED PLATFORM AND RETURN TO OWNER'S YARD. CONNECT BOTH PLATFORMS PER MANUFACTURER'S RECOMMENDATIONS.
- NEW RELOCATED ADA COMPLIANT COMPONENT ADJUSTABLE ALUMINUM STAIR AND PLATFORM SYSTEM WITH 42" HIGH GUARDRAIL AND CONTINUOUS HANDRAIL.
- PROVIDE AND INSTALL FRP PANELS 4'-0" ABOVE WALL BASE WITH J-MOULD TRIM TOP EDGE AND T-MOULD AT VERTICAL JOINTS. PAINTING ABOVE FRP PANELS BY OWNER.
- CARPET FLOOR FINISH BY OWNER.
- EXISTING CHALK BOARD, TACK BOARD OR WHITE BOARD TO REMAIN.
- EXISTING WINDOW, PROTECT.
- EXISTING WALL MOUNTED HVAC UNIT TO REMAIN.
- EXISTING ELECTRICAL PANEL, SEE ELECTRICAL DRAWINGS.
- EXISTING DOOR TO REMAIN. COORDINATE WITH BUILDING MOVER TO LEVEL BUILDING IN A MANNER TO ALLOW DOORS TO FUNCTION PROPERLY.
- EXISTING WALL MOUNTED FIRE EXTINGUISHER TO REMAIN. VERIFY CERTIFICATION IS CURRENT, IF NOT RE-CERTIFY OR PROVIDE NEW EXTINGUISHER TO MATCH SIZE AND TYPE OF EXISTING.
- 4" ROUND BOLLARD, SEE 4/A2.1.
- EXISTING CONCRETE SIDEWALK AND CURB RAMP, PROTECT.
- RELOCATE EXISTING TREE, SEE LANDSCAPE SHEETS.
- EXISTING MODULAR CLASSROOM TO REMAIN.
- EXISTING LANDSCAPE TO REMAIN, PROTECT. IF DAMAGE OCCURS DURING CONSTRUCTION CONTRACTOR TO REPLACE WITH LIKE KIND AND SIZE.
- EXISTING PAVED BUS LOOP, CONCRETE CURB AND GUTTER TO REMAIN, REPAIR ANY DAMAGE BY CONSTRUCTION.
- EXISTING LAWN AREA, PRESERVE AND PROTECT DURING PHASES OF CONSTRUCTION. PATCH ANY SOD OR IRRIGATION SYSTEM DAMAGED CAUSED DURING CONSTRUCTION TO MATCH EXISTING CONDITION.

**LEGEND**

- \*\*\*\*\* NEW GROUND COVER, SEE LANDSCAPE PLAN
- 4" THICK CONCRETE SLAB OVER 4" COMPACTED DRAINAGE COURSE OVER COMPACTED SUBGRADE

**GENERAL NOTES**

- ALL WORK SHALL BE DONE IN ACCORDANCE WITH THE REQUIREMENTS OF THE IBC 2015.
- ALL CONTRACTORS WORKING WITHIN THE PROJECT BOUNDARIES ARE RESPONSIBLE FOR COMPLIANCE WITH ALL APPLICABLE SAFETY LAWS OF ANY JURISDICTIONAL BODY. THE CONTRACTOR SHALL BE RESPONSIBLE FOR ALL BARRICADES, SAFETY DEVICES AND CONTROL OF TRAFFIC WITHIN AND AROUND THE CONSTRUCTION AREA.
- ALL COSTS TO THE CONTRACTOR INCURRED IN CORRECTING DEFICIENT WORK SHALL BE BORNE BY THE CONTRACTOR. FAILURE TO CORRECT SUCH WORK WILL BE CAUSE FOR A STOP WORK ORDER AND POSSIBLE TERMINATION.
- ALL LUMBER SHALL BE PRESSURE TREATED, UNLESS NOTED OTHERWISE.
- THE CONTRACTOR SHALL CLEAR AND GRUB BUILDING AND MULCH AREAS OF ALL GRASS OR WEEDS AND SUCH MATERIAL WHICH, IN THE OPINION OF THE ENGINEER IS UNSUITABLE FOR CONSTRUCTION OF THE WORKS OF IMPROVEMENT. ALL MATERIAL NOT SUITABLE FOR FUTURE USE ON SITE SHALL BE DISPOSED OF OFF SITE.
- THE CONTRACTOR SHALL MAINTAIN ALL EXISTING DRAINAGE FACILITIES WITHIN THE CONSTRUCTION AREA UNTIL THE DRAINAGE IMPROVEMENTS ARE IN PLACE AND FUNCTIONING.
- PROVIDE ENTRY KEYS TO THE NEW MODULAR BUILDING FOR THE EXISTING SCHOOL KNOX KEY BOX, AND LABEL THEM ACCORDINGLY. CONTACT THE MERIDIAN FIRE DEPARTMENT AT 888-1234 FOR PLACEMENT OF THE LABELED KEYS INTO THE KNOX BOX.



**HUTCHISON SMITH ARCHITECTS**  
270 North 27th St. Boise, Idaho, 83702  
Phone: (208) 338-1212  
Fax: (208) 338-0011

PROJECT: 19127  
FILE: 19127\_A3.0  
DATE: DEC. 2019  
DRAWN: PK  
REVISIONS:

NEW PORTABLE CLASSROOMS AND ADA RAMP AT HERITAGE MIDDLE HIGH SCHOOL  
WEST ADA JOINT SCHOOL DISTRICT No 2  
4990 N MERIDIAN ROAD MERIDIAN IDAHO 83846



SHEET NO.  
**A3.0**

**FLOOR PLAN (BLDG. 200)**

THESE DESIGNS AND DRAWINGS ARE THE EXCLUSIVE PROPERTY OF HUTCHISON SMITH ARCHITECTS, AND ARE NOT TO BE USED OR REPRODUCED WITHOUT PERMISSION. COPYRIGHT © 2019. ALL RIGHTS RESERVED.