


Name _____



Date _____



How Many Tens? How Many Ones?


Get to 100

You need

- two multiple-of-5 cubes 
- 100 chart
- game pieces 
- recording sheet per player

Play with a partner.

- 1 Player 1 rolls two multiple-of-5 cubes and adds the results.
- 2 Player 1 moves a game piece that many spaces on the 100 chart.
- 3 Player 1 records.
- 4 Player 2 takes a turn and follows Steps 1–3.
- 5 Keep taking turns. On each turn, follow Steps 1–3.
- 6 The game is over when both game pieces reach 100.
- 7 Add the numbers on your recording sheet to make sure that they equal 100.



More Ways to Play

- Play on a number line.
- Play *Get to 200*. Use two 100 charts.
- Play *Get to 0*. Both players start at 100 and move backward the number of spaces rolled.